



↓<8\+ ΔΠΔΣΛΣΟΔΘΜ ΣΒΣΛΒΘΔΘΔΛΙΚΘ ΚΘΣΔΓΗΒΗΘΜ




SEXANDAGE (Census Table DP05)

RACE (Census Table DP05)




SEXANDAGE (Census Table DP05)

RACE (Census Table DP05)




SEXANDAGE (Census Table DP05)

RACE (Census Table DP05)




SEXANDAGE (Census Table DP05)

RACE (Census Table DP05)




SEXANDAGE (Census Table DP05)

RACE (Census Table DP05)




SEXANDAGE (Census Table DP05)

RACE (Census Table DP05)




SEXANDAGE (Census Table DP05)




SEXANDAGE (Census Table DP05)

RACE (Census Table DP05)




SEXANDAGE (Census Table DP05)

RACE (Census Table DP05)




SEXANDAGE (Census Table DP05)

RACE (Census Table DP05)




SEXANDAGE (Census Table DP05)

RACE (Census Table DP05)




SEXANDAGE (Census Table DP05)


RACE (Census Table DP05)



SEXANDAGE (Census Table DP05)




SEXANDAGE (Census Table DP05)




SEXANDAGE (Census Table DP05)

RACE (Census Table DP05)



SEXANDAGE (Census Table DP05)


RACE (Census Table DP05)




SEXANDAGE (Census Table DP05)

RACE (Census Table DP05)





SEXANDAGE (Census Table DP05)



SEX AND AGE (Census Table DP05)


	28207	±6%	28207	(N)	29007	±3%	29007	(N)	12007	±5%	12007	(N)
	13301	±6%	47.2%	±2%	13861	±5%	47.6%	±1%	5841	±5%	48.4%	±2%
	14901	±6%	52.8%	±2%	15246	±5%	52.4%	±1%	6221	±5%	51.6%	±2%
	89%	±7%	(N)	(N)	90%	±6%	(N)	(N)	98%	±8%	(N)	(N)
	1,341	±3%	48%	±1%	1,401	±2%	48%	±1%	32	±10%	31%	±0%
	2,181	±4%	77%	±1%	1,561	±4%	55%					

RACE (Census Table DP05)

HISPANIC OR LATINO AND RACE (Census Table DP05)


HEALTH INSURANCE COVERAGE (Census Table DP03)

DISABILITY STATUS OF THE CIVILIAN NON-INSTITUTIONALIZED POPULATION (Census Table DP02)




SEXANDAGE (Census Table DP05)


RACE (Census Table DP05)



SEXANDAGE (Census Table DP05)




SEXANDAGE (Census Table DP05)




SEXANDAGE (Census Table DP05)

RACE (Census Table DP05)



SEXANDAGE (Census Table DP05)



SEX AND AGE (Census Table DP05)


12,501 ±88 12,501 (X) 12,331 ±1,212 12,331 (X) 5,031 ±2 5,031 (X)

RACE (Census Table DP05)

**HISPANIC OR LATINO AND RACE
(Census Table DP05)**


**HEALTH INSURANCE COVERAGE
(Census Table DP03)**

**DISABILITY STATUS OF THE CIVILIAN
NON-INSTITUTIONALIZED POPULATION
(Census Table DP02)**




SEXANDAGE (Census Table DP05)

RACE (Census Table DP05)




SEXANDAGE (Census Table DP05)

RACE (Census Table DP05)




SEXANDAGE (Census Table DP05)




SEXANDAGE (Census Table DP05)

RACE (Census Table DP05)




SEXANDAGE (Census Table DP05)


RACE (Census Table DP05)



SEXANDAGE (Census Table DP05)




SEXANDAGE (Census Table DP05)



SEX AND AGE (Census Table DP05)


RACE (Census Table DP05)

**HISPANIC OR LATINO AND RACE
(Census Table DP05)**




SEXANDAGE (Census Table DP05)


RACE (Census Table DP05)



SEXANDAGE (Census Table DP05)




SEXANDAGE (Census Table DP05)



RA


05

0 \$ ' 2 M ~ @ P g @ D ` €




SEXANDAGE (Census Table DP05)

RACE (Census Table DP05)



SEXANDAGE (Census Table DP05)


RACE (Census Table DP05)



SEX AND AGE (Census Table DP05)


RACE (Census Table DP05)

**HISPANIC OR LATINO AND RACE
(Census Table DP05)**




SEXANDAGE (Census Table DP05)

RACE (Census Table DP05)



SEXANDAGE (Census Table DP05)

RACE (Census Table DP05)




SEX AND AGE (Census Table DP05)

RACE (Census Table DP05)


**HISPANIC OR LATINO AND RACE
(Census Table DP05)**

**HEALTH INSURANCE COVERAGE
(Census Table DP03)**

**DISABILITY STATUS OF THE CIVILIAN
NON-INSTITUTIONALIZED POPULATION
(Census Table DP02)**



SEXANDAGE (Census Table DP05)




SEX AND AGE (Census Table DP05)

RACE (Census Table DP05)

**HISPANIC OR LATINO AND RACE
(Census Table DP05)**


**HEALTH INSURANCE COVERAGE
(Census Table DP03)**

**DISABILITY STATUS OF THE CIVILIAN
NON-INSTITUTIONALIZED POPULATION
(Census Table DP02)**




SEXANDAGE (Census Table DP05)

RACE (Census Table DP05)




SEXANDAGE (Census Table DP05)

RACE (Census Table DP05)




SEXANDAGE (Census Table DP05)

RACE (Census Table DP05)



SEXANDAGE (Census Table DP05)

RACE (Census Table DP05)




SEX AND AGE (Census Table DP05)

RACE (Census Table DP05)


**HISPANIC OR LATINO AND RACE
(Census Table DP05)**

**HEALTH INSURANCE COVERAGE
(Census Table DP03)**




SEXANDAGE (Census Table DP05)

RACE (Census Table DP05)




SEXANDAGE (Census Table DP05)


RACE (Census Table DP05)



SEXANDAGE (Census Table DP05)




SEXANDAGE (Census Table DP05)




SEXANDAGE (Census Table DP05)


RACE (Census Table DP05)



SEXANDAGE (Census Table DP05)




SEXANDAGE (Census Table DP05)




SEXANDAGE (Census Table DP05)


RACE (Census Table DP05)



SEXANDAGE (Census Table DP05)




SEXANDAGE (Census Table DP05)




SEXANDAGE (Census Table DP05)

RACE (Census Table DP05)




SEXANDAGE (Census Table DP05)




SEXANDAGE (Census Table DP05)

RACE (Census Table DP05)




SEXANDAGE (Census Table DP05)

RACE (Census Table DP05)




SEXANDAGE (Census Table DP05)

RACE (Census Table DP05)




SEXANDAGE (Census Table DP05)

RACE (Census Table DP05)




SEXANDAGE (Census Table DP05)

RACE (Census Table DP05)




SEXANDAGE (Census Table DP05)




SEXANDAGE (Census Table DP05)

RACE (Census Table DP05)



SEXANDAGE (Census Table DP05)

RACE (Census Table DP05)



SEX AND AGE (Census Table DP05)

	39%	±6%	39%	0%
	19%	±6%	48%	±7%
	20%	±3%	51%	±7%
	9%	±2%	0%	

RACE (Census Table DP05)

**HISPANIC OR LATINO AND RACE
(Census Table DP05)**

**HEALTH INSURANCE COVERAGE
(Census Table DP03)**

**DISABILITY STATUS OF THE CIVILIAN
NON-INSTITUTIONALIZED POPULATION
(Census Table DP02)**

77G&R 3R

