



# Financial Disclosures

Consultant: Insmmed, Hill-Rom

Advisory Board: Insmmed, Hill-Rom

Clinical trial: Hill-Rom

## **2007 NTM guidelines**

2 societies

American Thoracic Society

Infectious Disease Society of  
America

## **2020 NTM guidelines**

4 societies

American Thoracic Society

Infectious Disease Society of  
America

European Respiratory Society

European Society of Clinical

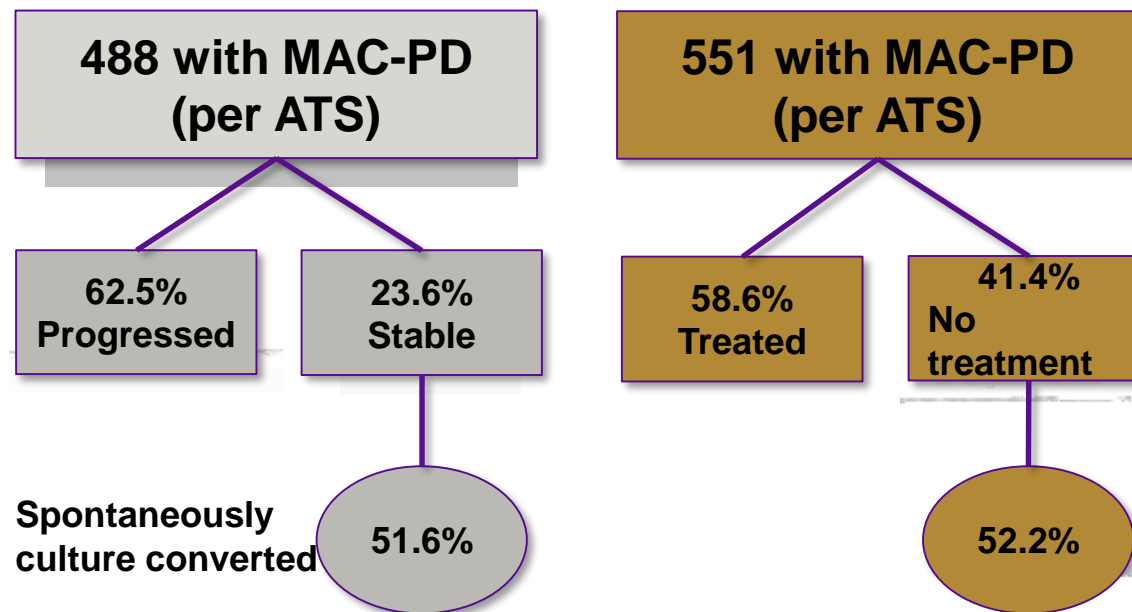


## Diagnostic criteria for NTM pulmonary disease

## Treatment of NTM pulmonary disease

# Progression of NTM Pulmonary Disease

*In Those Who Meet ATS/IDSA Diagnostic Criteria*



Hwang JA et al. *Eur Respir J.* 2017

Byoung SK et al. *Resp Med.* 2019

# Who to Treat?



For patients with MAC or *m.abscessus*, we suggest susceptibility-based treatment for macrolides and amikacin (*conditional recommendation, very low certainty in estimates of effect*).



## Treatment of macrolide-susceptible MAC

We recommend a 3-drug regimen that includes a macrolide over a 3-drug regimen without a macrolide (*strong recommendation, very low certainty in estimates of effect*).



Griffith DE et al. *Am J Respir Crit Care Med*. 2006  
Jeong BH et al. *Am J Respir Crit Care Med*. 2015  
Moon SM et al. *Eur Respir J*. 2016

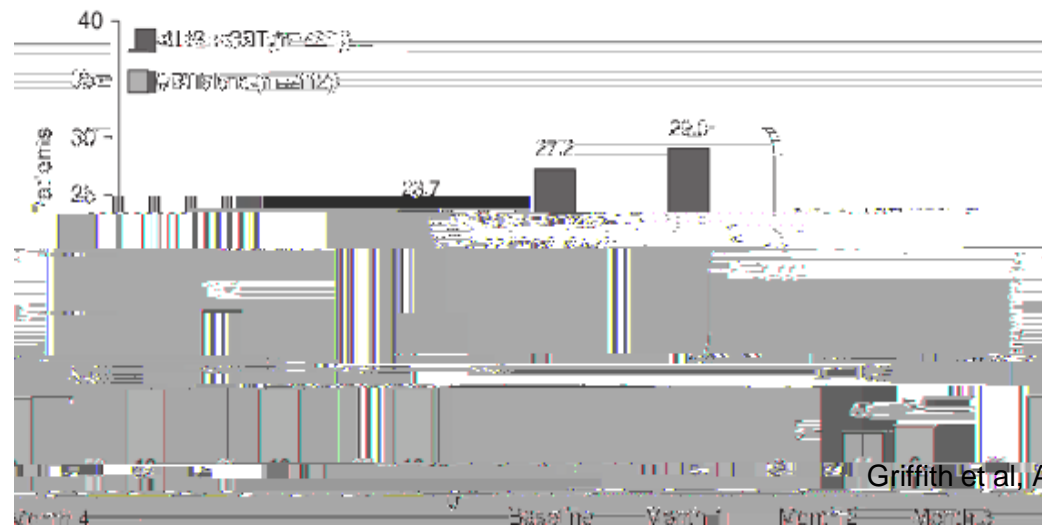

Wallace R et al. *Chest*. 2014  
Koh WJ et al. *Eur Respir J*. 2017  
Morimoto K et al. *Ann Am Thorac Soc*. 2016



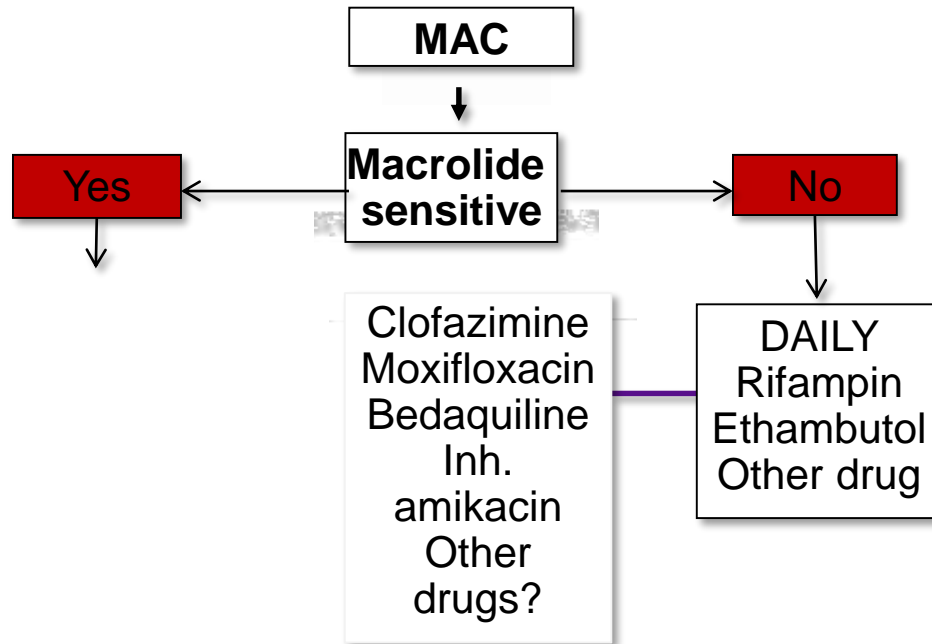


## **Inhaled liposomal amikacin**

In patients with newly diagnosed MAC pulmonary disease, we suggest neither inhaled amikacin (parental) nor amikacin liposome inhalation



Griffith et al, AM J Resp Crit Care Med, 2018



Add IV Amikacin

# Major points



***THANK YOU!***

# References

Daley et al. Treatment of nontuberculous mycobacterial pulmonary disease: an official ATS/ERS/ESCMID/IDSA clinical practice guideline. *Eur Respir J*. 2020 Jul 7;56(1):2000535. doi: 10.1183/13993003.00535-2020. Print 2020 Jul.

Griffith DE, et al. An official ATS/IDSA statement: diagnosis, treatment, and prevention of nontuberculous mycobacterial disease. *Am J Respir Crit Care Med*. 2007, Feb 15;175(4):367-416.

Griffith DE et al. Clinical and molecular analysis of macrolide resistance in *Mycobacterium avium* complex lung disease *Am J Respir Crit Care Med*. 2006;174:928-934.

Griffith DE et al. Amikacin Liposome Inhalation Suspension for Treatment-Refractory Lung Disease Caused by *Mycobacterium avium* Complex (CONVERT). A Prospective, Open-Label, Randomized Study. *AM J Resp Crit Care Med*. 2018 Dec 15;198(12):1559-1569.

Jeong BH et al. Intermittent antibiotic therapy for nodular bronchiectatic *Mycobacterium avium* complex lung disease *Am J Respir Crit Care Med*. 2015;191:96-103.

Koh WJ et al. Outcomes of *Mycobacterium avium* complex lung disease based on clinical phenotype. *Eur Respir J*. 2017;50.

Morimoto K et al. Macrolide-Resistant *Mycobacterium avium* Complex Lung Disease: Analysis of 102 Consecutive Cases. *Ann Am Thorac Soc*. 2016;11:1904

Wallace R et al. Macrolide/Azalide therapy for nodular/bronchiectatic mycobacterium avium complex lung disease. *Chest*. 2014;146:276-282.

Woods GL, et al. Performance standards for susceptibility testing of mycobacteria, nocardia ssp, and other aerobic actinomycetes. CLSI supplement M62.